

LaserDisc™

**PIONEER®**  
The Art of Entertainment

# INDUSTRIAL LASERDISC™ PLAYER CLD-V2600



# Introducing the CLD-V2600 the professional multi-disc player for instructional and communications use

The CLD-V2600 is the latest innovative LaserDisc player from Pioneer. It is designed especially for use in demanding professional fields where videobased instruction and communications are rapidly growing. Offering functional versatility, easy operation and long-term durability, the CLD-2600 plays laser discs, audio CDs and CDV discs. It can be operated by remote control, barcode or computer-or with the extensive controls right on the front panel. To meet the needs of applications in areas as diverse as education, training, merchandising and public access information, this popularly-priced model is packed with a host of new features such as a 2-speed shuttle dial control, an S-video terminal, a front panel display and a headphone jack with volume control.

## RS-232C Interface for Computer Control

The RS-232C Interface allows the CLD-V2600 to be connected to virtually any computer including IBM, Macintosh, Apple II or Amiga brands. In addition, the CLD-V2600 responds to the same standard command protocol as that used for Pioneer LaserDisc player models CLD-V2400, LD-V2200 and LD-V4400, so programs developed for these models can be used with little or no modification. This protocol for Pioneer players is supported by dozens of multimedia authoring systems.

## The LaserBarcode System makes Learning and Presentations a Pleasure

The CLD-V2600's LaserBarcode system conforms fully with the latest industry standards, and provides an easy way of remotely operating the LaserDisc player. Use an optional LaserBarcode reader to scan any barcode, and the CLD-V2600 will execute the playback commands encoded in that barcode. In the classroom, courtroom or boardroom, anyone can make use of the barcodes incorporated into thousands of instructional and presentation support materials. In addition, barcode creation computer software, such as Bar'n'Coder™, enables you to generate your own barcodes in order to integrate existing resource materials with videodisc-based presentations.

## CD Audio Playback

The CLD-V2600 provides unrivalled convenience in playing audio CDs. The Bar Code CD™ system gives teachers access to any point on the CD for instant playback of any desired music

or language selection, as well as permitting computer-controlled playback. Entirely new applications of interactive audio can be prepared in this way. With Bar Code CD or with computer control, the CLD-V2600 can play audio segments of a fraction of second-small enough to pinpoint a word, a syllable or a musical note.

## Capable of Playing Five Kinds of Discs

In addition to playing both 12" and 8" laser discs, the CLD-V2600 is capable of playing standard 5" CD audio discs and 3" CD singles. It will also play 5" CDV format discs.

## Superb Video and Audio Quality

The LaserDisc optical system with its non-contact laser pickup ensures excellent video clarity with no deterioration over time. On the audio front, the CLD-V2600's 95 dB Signal-to-Noise ratio provides digital sound output that matches the performance of popular CD players. For additional audio flexibility, this model can reproduce four audio channels (two digital or two analog), permitting multiple language applications. The CLD-V2600 also provides three video outputs: S-video, composite video and RF modulated video for ease of connection with your chosen video monitor.

## Auto Start and Auto Repeat

If a disc is loaded and the player is in the Power On mode, play begins automatically when the main power is switched on. The player can also be set to repeat continuously until you stop play back manually, by remote control or with the main power switch. This makes the CLD-V2600 ideal for applications in exhibitions or retail displays, as play begins and ends automatically when the room's power is turned on and off.

## Shuttle Dial Simplifies Disc Playback Control

In addition to extensive front panel push-button controls for Play, Pause, Skip forward/reverse and Step forward/reverse, the CLD-V2600 also incorporates a shuttle dial that provides flexible control over the player's scanning speed. The unique dual speed shuttle control permits scanning at 9X or 32X speeds (forward or reverse) for CAV Discs, and scanning with Clear Scan or without Clear Scan for CLV Discs.

## Large Size Remote Control

The CLD-V2600 is equipped with a large-buttoned remote control which was designed for easy and convenient control by educators and presenters alike.

## Text Display for Titles, Instructions and Comments

This feature allows you to display up to 12 lines by 20 characters of text superimposed over any image in the form of English characters and symbols in either upper or lower case.

## Reinforced Chassis for High Durability

The CLD-V2600's frame is strong enough to easily support the weight of a 13"TV. This model employs a specially designed reinforced chassis to ensure extra durability and reliability. In addition, a three-prong, grounded power cord is utilized for maximum safety.

## Built-In RF Modulator

Pioneer has included a built-in RF modulator to allow the CLD-V2600 to be connected to any TV set or video monitor.

## Headphone Jack with Volume Control

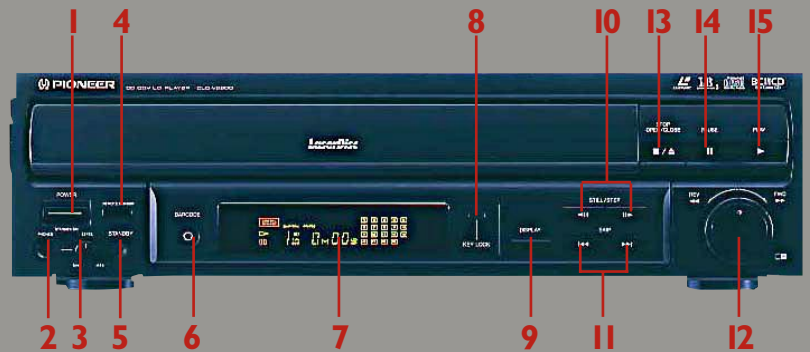
Featuring a handy volume control, this headphone jack is ideal for library or media center use, individual lessons and other situations where private listening is desired.

## Front Panel Display

The CLD-V2600 is equipped with a bright fluoro-luminescent display which provides an easily viewed indication of the player's current status.

### Front Panel

- |                            |                         |
|----------------------------|-------------------------|
| 1 Power Switch             | 9 Display Key           |
| 2 Headphone Jack           | 10 Step FWD/REV Keys    |
| 3 Headphone Volume Control | 11 Skip FWD/REV Keys    |
| 4 Remote Sensor Window     | 12 Shuttle Dial         |
| 5 Standby Indicator        | 13 Stop, Open/Close Key |
| 6 LaserBarcode Jack        | 14 Pause Key            |
| 7 Status Display           | 15 Play Key             |
| 8 Key Lock Indicator       |                         |

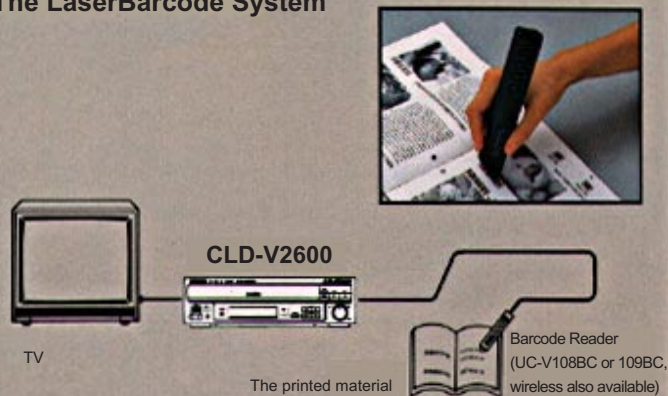


### Rear Panel

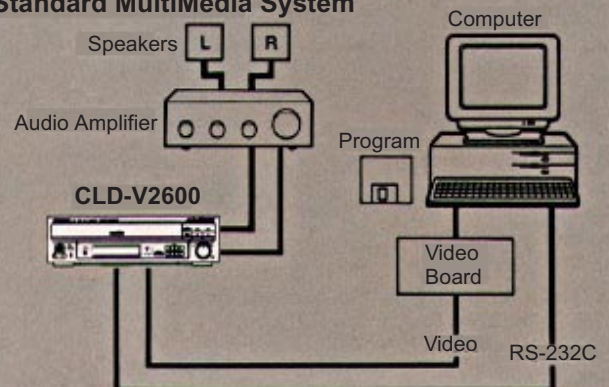
- |   |
|---|
| 1 Function Switches (1: Start Mode, 2: Baud Rate, 3: Blue/Black Background Select, 4: Not Used) |
| 2 RS-232C Serial Port (D-Sub 15-pin)  |
| 3 Left and Right Audio Out Terminals (RCA pin)  |
| 4 S-Video Out (Y/C separation) Terminal   |
| 5 Video Out (RCA pin) Terminal  |
| 6 RF Output Channel Selector Switch   |
| 7 VHF Out Terminal  |
| 8 Antenna Terminal  |



### The LaserBarcode System



### Standard MultiMedia System



## CLD-V2600 Specifications

General		
<b>Mechanism</b>		
Pick up	Laser Diode (780 nano-meter)	
Spindle Motor	Blushless type	
Loading Mechanism	Full Automatic	
<b>Power Requirement</b>		
Primary Power	120 V ± 10%	50/60Hz
Power Consumption	Less than 43 Watts (Typical)	Less than 95 Watts (Max.)
Others	3 Prong Plug	
<b>Applied Safety Regulations</b>		
Safety	UL & CSA	UL-1409, CSA 22.2 No 1
Radiation	FCC	
<b>Environment</b>		
Operating Temperature	5°C ~ 35°C	
Operating Humidity	Less than 85%	No Moisture Condensation
Dimension (W x H x D)	16-9/16 x 4-13/15 x 15-9/16 inches (420 x 122 x 395 mm)	Excluding buttons
Weight	17.0 lbs. (7.7 kg)	
<b>Playable Discs</b>		
Signal Type	Laser Disc	NTSC
	CD (Including CDV)	
Size, Type	3/5 inches (CD)	
	5 inches (CDV)	
	8/12 inches (LD)	
Material	Acrylic, Polycarbonate	
<b>Video Signal</b>		
Output Level	1 Volt p-p ± 10%	75 Ω terminated
Signal to Noise ratio	50dB	Un-weighted (EIAJ)
Horizontal Resolution	425 lines	

<b>Audio</b>		
Output Connector	RCA pin jack (one pair)	Auto Digital
<b>Digital Audio (LD and CD)</b>		
Output Level	200mVolts ± 15%	1kHz at -20dB
Signal to Noise Ratio	Better than 95dB	
Frequency Response	4 ~ 20kHz ± 0.5dB	
<b>Analog Audio (LD only)</b>		
Output Level	200mVolts ± 15%	1kHz at 40% modulation
Frequency Response	20 ~ 20kHz ± 2dB	
<b>Operating Time</b>		
Stop Time	Less than 5 sec.	
<b>Search Time</b>		
1 ~ 54,000 (Frame)	4.2 sec. (Average)	
5 ~ 55 Min. (Time)	11 sec. (Average)	
<b>Functions</b>		
Loading	Fully Automatic Tray	
User's Display	20 characters x 12 lines	
RCU	Wired/Wireless	SR Type
LaserBarcode	Mode 2 Control Built in	
Bar Code CD		
RS-232C Serial I/F	D-sub 15pin (LD & CD)	4.8K/1.2K
Commands Protocol	Same as LD-V2200	With Additional Commands
Function Switch	Dip Switch	
<b>Player Accessories</b>		
1. Operating Instructions	4. Remote Control (Large Size)	
2. Video Cable	5. RF Antenna Cable	
3. Audio Cable (Stereo)		

Note: 1. Design and specifications are subject to modification without notice.  
 2. Apple II and Macintosh are trademarks of Apple Computer, Inc.  
 3. IBM is a trademark of IBM Corporation.  
 4. CX is a trademark of CBS, Inc.  
 5. Amiga is a trademark of Commodore Business Machines, Inc.  
 6. MS-DOS and Windows are trademarks of Microsoft Corporation.  
 7. Bar 'n' Coder is a trademark of Pioneer New Media Technologies, Inc.  
 8. Bar Code CD is a trademark of Sony Corporation.

## Options

### LaserBarcode Readers

#### UC-V109BC

This slim, pen-type model features a built-in remote control function to enable wired or wireless LaserBarcode or Bar Code CD operation. Direct player operation is also possible with function buttons that support eight popular player commands.



#### UC-V108BC

Designed for easy, one-step scanning, this model comes with built-in remote control to allow wired or wireless operation and is both LaserBarcode and Bar Code CD compatible. Direct player operation is also possible with function buttons that support ten popular player commands.



### Bar 'n' Coder

This software package supports Macintosh-based barcode printing.

### LaserDisc Controller

MS-DOS-based barcode printing software.

### BarKoder for Windows

Windows 3.1-based barcode printing software.

### Interface Cables

#### CC-03

DB-15 male to DB-25 male  
 For Apple II Super serial Card.

#### CC-04

DB-15 male to circular 8 pin.  
 For Macintosh and Apple II GS.

#### CC-12

DB-15 male to DB-25 female.  
 For IBM PS/2 25-pin connector.

#### CC-13

DB-15 male to DB-9 female.  
 For IBM PC/AT style 9-pin connector.

**LaserDisc™**

LaserDisc is a trademark of Pioneer Electronic Corporation.



LASER DISC  
 This mark is the world-wide Laserdisc mark.



LaserBarcode  
 This mark expresses compatibility with the LaserBarcode systems.



**BC|||CD**

Bar Code CD  
 This mark expresses compatibility with Bar Code CD systems.

#### CONTACT

- Pioneer Electronic Corporation (JAPAN) – URL: <http://www.pioneer.co.jp/>
- Pioneer New Media Technologies (USA), Inc. – URL: <http://www.pioneerusa.com/>
- Pioneer Electronics (Europe) N.V. – URL: <http://www.pioneer-eur.com/>
- Pioneer Electronics Asiacentre (ASEAN) PTE.LTD.– URL: <http://www.pioneer.com.sg/>